






Handprint Butterfly




1 Apply paint to the palm of your child's hand using a thick paintbrush and press their hand onto the cardstock. Repeat with other hand.



2 Repeat Step 1 with your hands.




3 Cut out the handprints once the paint has dried and glue the matching handprints together. Repeat with your set of handprints.



4 Cut out a long oval shape using cardstock to create the body and cut out a circle to create the face. Glue the face to the body.



5 Place 2 Kinder Chocolate bars onto the body and wrap a rubber band around it tightly on the top and bottom.



6 Glue the sets of wings to the back of the oval and glue googly eyes onto the circle to create the face.



You Need:

Kinder Chocolate

Cardstock (white)

Paint

Paintbrush

Scissors

Glue

Googly eyes

